

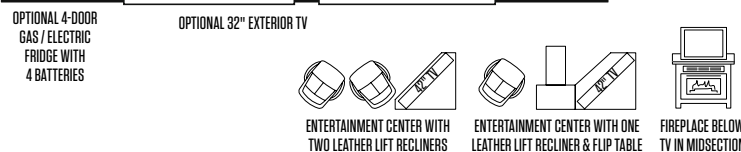
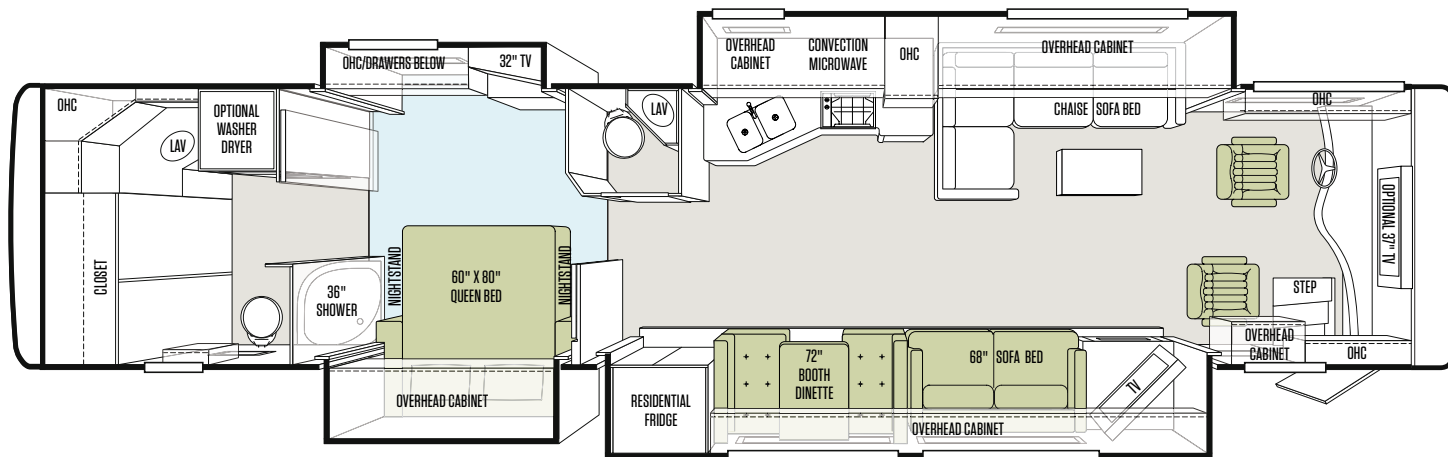
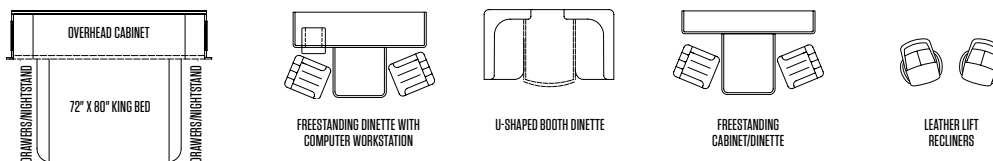


## NEW Phaeton® 42 LH Floor Plan & Options

At Tiffin Motorhomes, we want you to feel right at home wherever you are. That's why we're continually introducing new floor plans to expand the available options. Tiffin engineers seek advice on every design from the experts, the folks who live and travel in our coaches every day—our customers. So, regardless of which layout you choose, you can rest assured it has been road tested for comfort and convenience. Now, all you have to do is decide. For more information on the Phaeton and our other motor homes visit [tiffinmotorhomes.com](http://tiffinmotorhomes.com)



SCAN WITH YOUR  
SMART PHONE  
FOR MORE INFO



### Weights & Measures

- Overall Length (Approximate): 42' 6"
- Overall Height with Roof Air (Maximum): 12' 7"
- Minimum Garage Height: 13'
- Interior Height: 84"
- Overall Width: 101"
- Interior Width: 96"
- Basement Storage (Cubic Feet Approximate): 154
- Fresh Water: 90 Gallons
- Black Water: 50 Gallons
- Grey Water: 70 Gallons
- LPG Tank (can only be filled to 80% capacity): 35.7 Gallons
- Wheel Base: 272"
- Tire Size: 275/80R22.5
- Alternator Amps: 160
- Trailer Hitch Capacity: 10,000 Lb.
- Fuel Tank—Dual Fuel Fill: 100 Gallons
- DEF Tank<sup>†</sup>: 13 Gallons

## Phaeton® 42 LH Specifications

### Mechanical

- Raised Rail Chassis Frame
- Air Ride (Four Air Bags)
- Aluminum Wheels
- Compression Brake
- Adjustable Accelerator & Brake Pedals
- Allison 3000 MH 6-speed Automatic Transmission
- Air Brakes with Automatic Slack Adjusters & ABS
- 55" Wheel Cut
- Fog Lights
- Daytime Running Lights
- 18" VIP Steering Wheel
- Cruise Control
- Emergency Start Switch

### Freightliner® Chassis

- Freightliner Chassis with Cummins ISL 400 HP/1250 Lb. Torque
- GVWR: 45,000 Lb.
- GAWR—Front: 14,000 Lb.
- GAWR—Rear: 21,000 Lb.
- GAWR— Tag Axle: 10,000 Lb.
- GCWR: 55,000 Lb.
- DEF Tank\*: 13 Gallons

### Exterior

- Hydraulic Automatic Leveling Jacks
- Large Tinted One-piece Windshield
- Heated Power Mirrors with Integrated Cameras
- Single Motor Intermittent Wiper
- Lighted, Lockable Swing-out Storage Doors with Gas Shocks
- Window Awning Package (Two Windows)
- BASF Full-body Paint with Protective Film on Front Cap
- Entry Door Deadbolt & Remote Locking System
- Fiberglass Front & Rear Caps
- Double Electric Step
- Dual Pane Windows
- Exterior Patio Light
- Automatic Door & Patio Awnings
- Docking Lights
- Roof Ladder
- Heated Water & Holding Tank Compartments
- Six 6 V Auxiliary Batteries
- Park Telephone Ready
- Black Tank Flush System

- Water Filter
- Gravity Water Fill
- Undercoating
- Dual Fuel Fills
- Custom Mud Flap
- 110 V Exterior Receptacle
- Digital TV Antenna & Cable-ready TV
- Back-up Camera
- 2000 Watt Inverter with 100 Amp Converter & Transfer Switching
- 10.0 kw Onan® Manual Slide-out Generator
- Power Fantastic® Roof Vent with 3-speed Fan
- Three Low Profile Roof Air Conditioners with Heat Pumps

### Exterior Options:

- Spotlight
- One or Two Storage Compartment Slide-out Tray(s)
- Hadley Air Horns
- Exterior 32" TV
- In-motion or Automatic Satellite Dish\*
- Prewired for Winegard Traveler Satellite (NA with In-motion or Automatic Satellite)

### General Interior

- 7' Ceilings with LED Bulbs in Lights
- Soft Touch Vinyl Ceiling with Trey Ceiling in Living Area
- Porcelain Tile Floor in Kitchen, Living Area, Bath & Entry Landing
- Carpeting in Bedroom & Driver's Compartment with Scotchgard®
- High Gloss Raised Panel Hardwood Cabinet Doors
- Two Ducted Furnaces (One 30,000 BTU & One 35,000 BTU)
- Solid Wood Cabinet Faces with Concealed Hinges
- Complete Cable Wiring Interfacing with Surround Sound & Satellite Receiver
- Home Theater Sound System with Concealed Speakers
- Solar/Privacy RollEase® Shades
- Tank Level Monitor System
- Power Fantastic® 3-speed Fans
- Smoke Detector
- 12 V Disconnect Switch
- Air Driven Step Well Cover

### General Interior Options:

- Medium Alderwood, English Chestnut, or Cherry Bark Solid Cabinet Doors & Drawer Fronts
- Combo or Stacked Washer/Dryer
- Central Vacuum Cleaner

### Cockpit

- Power Ultra Leather Driver & Passenger Seats with Passenger Footrest
- Custom Infrared Repeater System
- Courtesy Light & Drawer in Step Well
- Dual Dash Fans
- Contemporary Wraparound Dash with Glare Reduction
- Snack/Beverage Tray with Drawers
- Dual 12 V Dash Receptacle
- Single CD Player & AM/FM Stereo
- Fire Extinguisher
- Computer Slide-out Tray with Lock-out Rails on Passenger Side
- Power Solar/Privacy Windshield Shade
- Driver/Passenger Side Window Solar/Privacy Shades
- Color Rear Vision Monitor System with Side-view Cameras Activated by Turn Signals
- Adjustable Seatbelt Brackets

### Cockpit Options:

- Satellite-ready Radio
- (Requires Subscription)
- 37" Front Overhead TV
- In-dash Stereo/Navigational System

### Living Area/Dinette

- Booth Dinette with Laminate Tabletop & Solid Surface Edging
- 42" TV on Passenger Side
- Ultra Leather DE Sofa/Sleeper on Passenger Side
- Cloth Chaise Sofa with Air Coil Hide-A-Bed on Driver Side

### Living Area/Dinette Options:

- Freestanding Dinette with Built-in Cabinets or Computer Workstation
- Ultra Leather or Cloth U-shaped Booth Dinette
- Cloth DE Sofa/Sleeper on Passenger Side
- Ultra Leather or Cloth Magic Bed on Passenger Side
- Ultra Leather DE Sofa/Sleeper on Driver Side

- Ultra Leather Chaise Sofa with Air Coil Hide-A-Bed on Driver Side
- Entertainment Center with Two Leather Lift Recliners on Passenger Side
- Entertainment Center with One Leather Lift Recliner & Flip Table on Passenger Side
- Fireplace Below TV on Passenger Side

### Kitchen

- Solid Surface Countertop with Stainless Steel Sink
- Solid Surface Sink Cover
- Expand-an-island
- Permanent Mounted Folding Solid Surface Cooktop Cover
- Sink Cover Storage Racks Underneath Sink
- Galley Splash Guards
- Single Lever Sink Faucet with Sprayer
- Convection Microwave with Exterior Venting
- Residential Stainless Steel Refrigerator with Icemaker in Freezer (6 Batteries)
- 3-burner Cooktop
- Built-in Soap Dispenser & Waste Can

### Kitchen Options:

- 4-door Gas/Electric Fridge with 4 Batteries
- Gas Oven

### Bath

- Medicine Cabinet with Vanity Lights
- Skylight in Shower
- Solid Surface Vanity Top & Bowl
- Custom Flat Panel Bath Door
- 36" Molded Fiberglass Shower with Radius Door
- 3-speed Fantastic® Fan
- Hand-held Shower Head with On/Off Switch
- Spray Cleaner on Toilet

### Bath Options:

- Tankless Gas Water Heater

### Bedroom

- Wardrobe with Automatic Light
- Bed Comforter & Throw Pillows
- Under Bed Storage
- Pillow Top Mattress (60" x 80")

- Prewired for DVD & Satellite Receiver
- Wood/Fabric Headboard
- Chest of Drawers with Laundry Hamper
- Ceiling Fan
- Wall-to-wall Carpet
- 32" TV
- Carbon Monoxide & LPG Leak Detectors

### Bedroom Options:

- King Bed Mattress (72" x 80")
- Dual-control Bed System for Queen or King
- Memory Foam Mattress for Queen or King
- Tile Flooring in Bedroom

### 10-year Limited Frame Warranty

We warranty the frame of the walls, floors and roof for 10 years.

### 5-year Limited Sidewall Bond Warranty

We warranty the sidewall against delamination between the outside fiberglass and the inner frame for 5 years.

\* High-definition programming is not available on a domed satellite antenna unless you subscribe to DISH Network®.

† Diesel Exhaust Fluid (DEF) is the active component used in Selective Catalytic Reduction (SCR) engines to reduce nitrogen oxide emissions by 90% to meet EPA standards.

**40** Years  
**TIFFIN MOTORHOMES**  
WHEREVER YOU GO, WE GO.  
1972 / 2012

105 2ND STREET NW, RED BAY, ALABAMA 35582  
CALL 256/356.8661 FAX 256/356.8219

[TIFFINMOTORHOMES.COM](http://TIFFINMOTORHOMES.COM)